

OCCUPANCY TYPE: A-3 ASSEMBLY WITHOUT FIXED SEATING

OCCUPANT LOADS
5,373 SF / 15 SF = 359 PERSONS

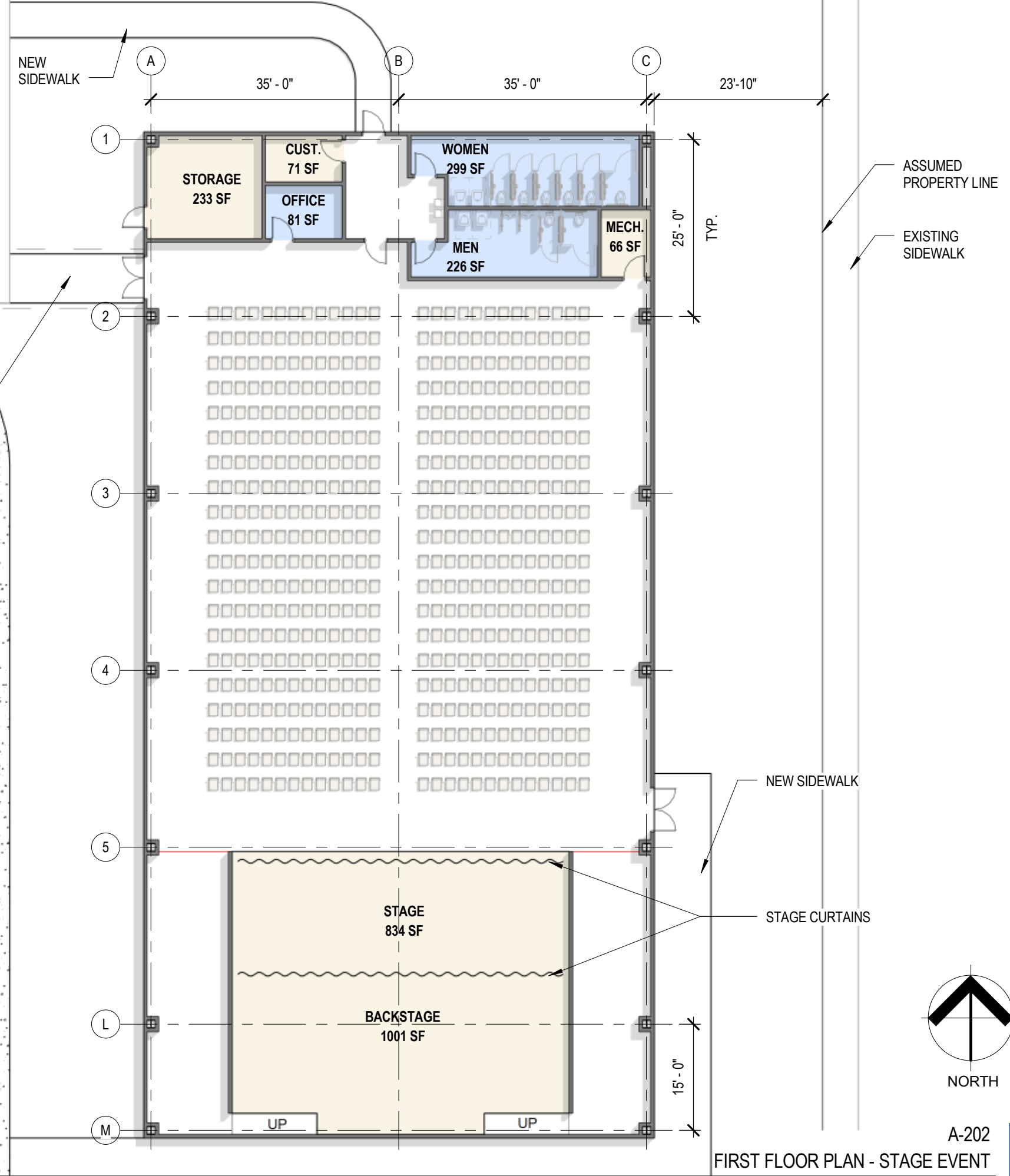
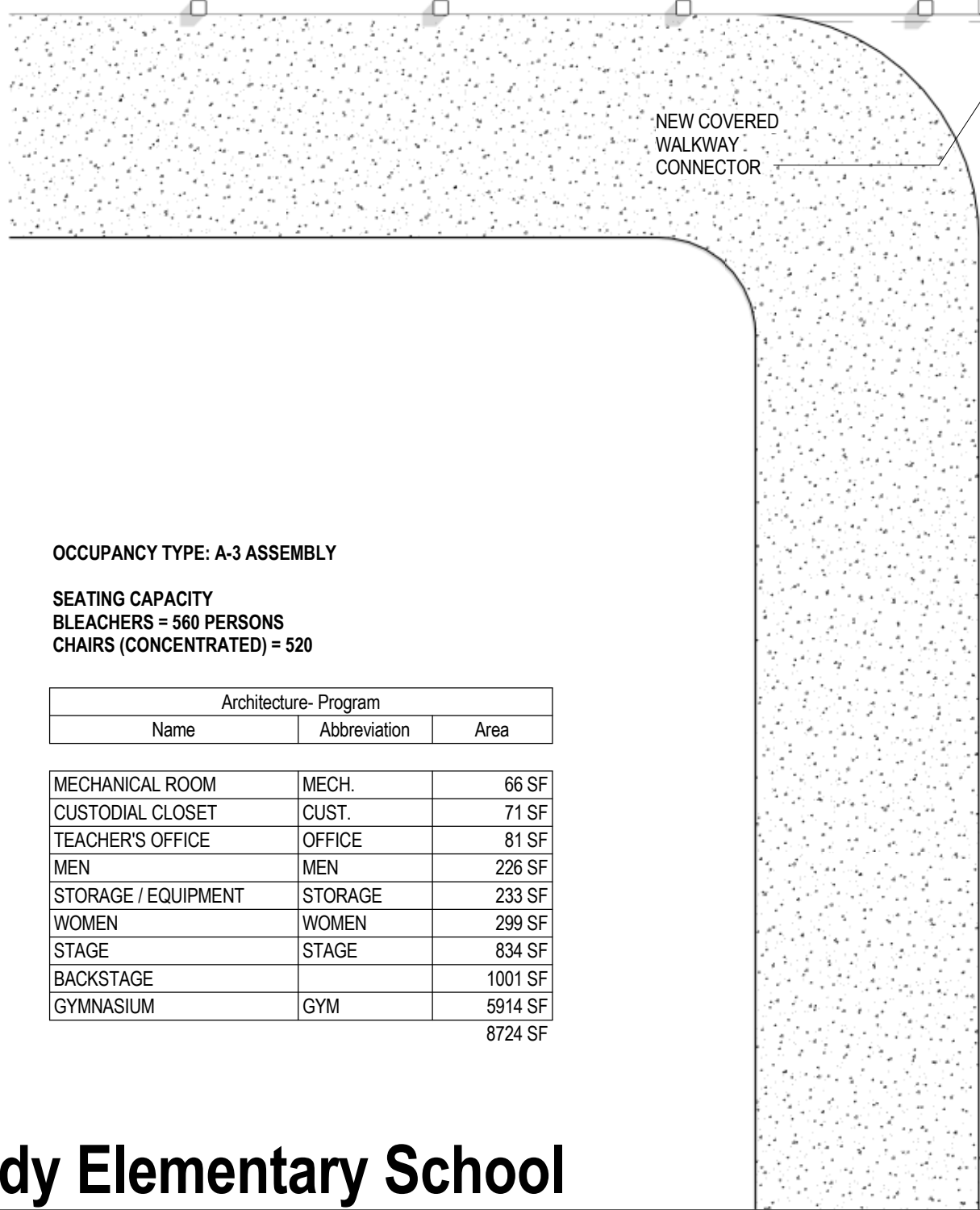
Architecture- Program		
Name	Abbreviation	Area
MECHANICAL ROOM	MECH.	66 SF
CUSTODIAL CLOSET	CUST.	71 SF
TEACHER'S OFFICE	OFFICE	81 SF
MEN	MEN	226 SF
STORAGE / EQUIPMENT	STORAGE	233 SF
WOMEN	WOMEN	299 SF
STAGE	STAGE	834 SF
BACKSTAGE		1001 SF
GYMNASIUM	GYM	5914 SF
		8724 SF



Grady Elementary School

A-201
FIRST FLOOR PLAN - ATHLETIC EVENT

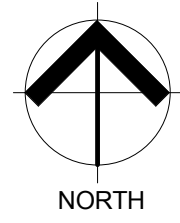




OCCUPANCY TYPE: A-3 ASSEMBLY

SEATING CAPACITY
 BLEACHERS = 560 PERSONS
 CHAIRS (CONCENTRATED) = 520

Architecture- Program		
Name	Abbreviation	Area
MECHANICAL ROOM	MECH.	66 SF
CUSTODIAL CLOSET	CUST.	71 SF
TEACHER'S OFFICE	OFFICE	81 SF
MEN	MEN	226 SF
STORAGE / EQUIPMENT	STORAGE	233 SF
WOMEN	WOMEN	299 SF
STAGE	STAGE	834 SF
BACKSTAGE		1001 SF
GYMNASIUM	GYM	5914 SF
		8724 SF



Grady Elementary School





HENRY W GRADY
ELEMENTARY SCHOOL